


Quarterly Budget and Expenditure Reporting for all HEERF I, II, and III grant funds

| | | | | | | |
|------------------|-----------------------------|------------------|----------------|-----------------|--------------------------|----------------|
| Institution Name | University of South Alabama | | Date of Report | 7/13/23 | Covering Quarter Ending: | <u>June 30</u> |
| Award Number(s): | 202861 | 201846 | | | P425L | |
| | _____ | _____ | _____ | _____ | _____ | _____ |
| P | 200656 | | | | | |
| | _____ | _____ | _____ | _____ | _____ | _____ |
| | | \$ 34,092,410.00 | | \$ 2,757,991.00 | | \$ 0.00 |
| | | \$ 27,467,330.00 | | \$ 0.00 | | |


<https://covid-relief-data.ed.gov/profile/entity/1727502347/7/23>

| | | | | |
|--|--|---------|---------|---------|
| | | \$ 0.00 | \$ 0.00 | \$ 0.00 |
| HEERF (a)(1) Institutional Portion Amount Disbursed | | \$ 0.00 | \$ 0.00 | \$ 0.00 |
| | | \$ 0.00 | \$ 0.00 | \$ 0.00 |
| HEERF (a)(2) Amount Disbursed (HBCUs, Tribal Colleges, and | | \$ 0.00 | \$ 0.00 | \$ 0.00 |

BEC 12.10.1301, and .003 Tw T(re)3 (c)MC .2 (r)77d(T)9C)3.3T \$(c.p)T0.d7/\$30(r0) (n)214.n)9/\$ 0003 Tw)0.7(d)D[GranBe(e)3.2 (ct)5)2 (C)3(a)0.9m)4 B(0)3.93



\$ 0.00 \$ 0.00 \$ 0.00




\$ 0.00 \$ 0.00 \$ 0.00

Yes
Yes

We have allocated budget to specific HEERF related projects. Funds are not drawn until expenditures are incurred.

| | | | |
|--|---------|-----------------|---------|
| | | | |
| | \$ 0.00 | \$ 2,513,352.40 | \$ 0.00 |
| | \$ 0.00 | \$ 0.00 | \$ 0.00 |
| | \$ 0.00 | \$ 0.00 | \$ 0.00 |



| | | |
|---------------|---------|---------|
| \$ 0.00 | \$ 0.00 | \$ 0.00 |
| \$ 0.00 | \$ 0.00 | \$ 0.00 |
| -\$ 85,822.08 | \$ 0.00 | \$ 0.00 |

| | | | | |
|--|---------------|---------|---------|--|
| | \$ 0.00 | \$ 0.00 | \$ 0.00 | |
| | \$ 0.00 | \$ 0.00 | \$ 0.00 | |
| | \$ 0.00 | \$ 0.00 | \$ 0.00 | |
| | \$ 0.00 | \$ 0.00 | \$ 0.00 | |
| | \$ 0.00 | \$ 0.00 | \$ 0.00 | |
| | \$ 0.00 | \$ 0.00 | \$ 0.00 | |
| | \$ 0.00 | \$ 0.00 | \$ 0.00 | |
| | \$ 0.00 | \$ 0.00 | \$ 0.00 | |
| | \$ 0.00 | \$ 0.00 | \$ 0.00 | |
| | \$ 512,149.37 | \$ 0.00 | \$ 0.00 | |
| | \$ 31,369.10 | | | |

| | | | | |
|--|---------------|---------|---------|--|
| | \$ 7,462.41 | \$ 0.00 | \$ 0.00 | |
| | \$ 0.00 | \$ 0.00 | \$ 0.00 | |
| | \$ 0.00 | \$ 0.00 | \$ 0.00 | |
| | \$ 32,863.01 | \$ 0.00 | \$ 0.00 | |
| Quarterly Expenditures for Each Program | \$ 498,021.81 | \$ 0.00 | \$ 0.00 | |
| Total of Quarterly Expenditures | \$ 498,021.81 | | | |

| Source of Lost Revenue | Estimated Amount | Explanatory Notes |
|------------------------|------------------|-------------------|
| | \$ 0.00 | |
| | \$ 0.00 | |
| | \$ 0.00 | |
| | \$ 0.00 | |
| | \$ 0.00 | |
| | \$ 0.00 | |
| | \$ 0.00 | |
| | \$ 0.00 | |
| | \$ 0.00 | |
| | \$ 0.00 | |
| | \$ 0.00 | |
| | \$ 0.00 | |
| | \$ 0.00 | |
| | \$ 0.00 | |
| | \$ 0.00 | |

| | | |
|--------------------|---------|--|
| | \$ 0.00 | |
| | \$ 0.00 | |
| | \$ 0.00 | |
| Total (a)(1) funds | \$ 0.00 | |
| Total (a)(2) funds | \$ 0.00 | |
| Total (a)(3) funds | \$ 0.00 | |
| TOTAL HEERF | \$ 0.00 | |

